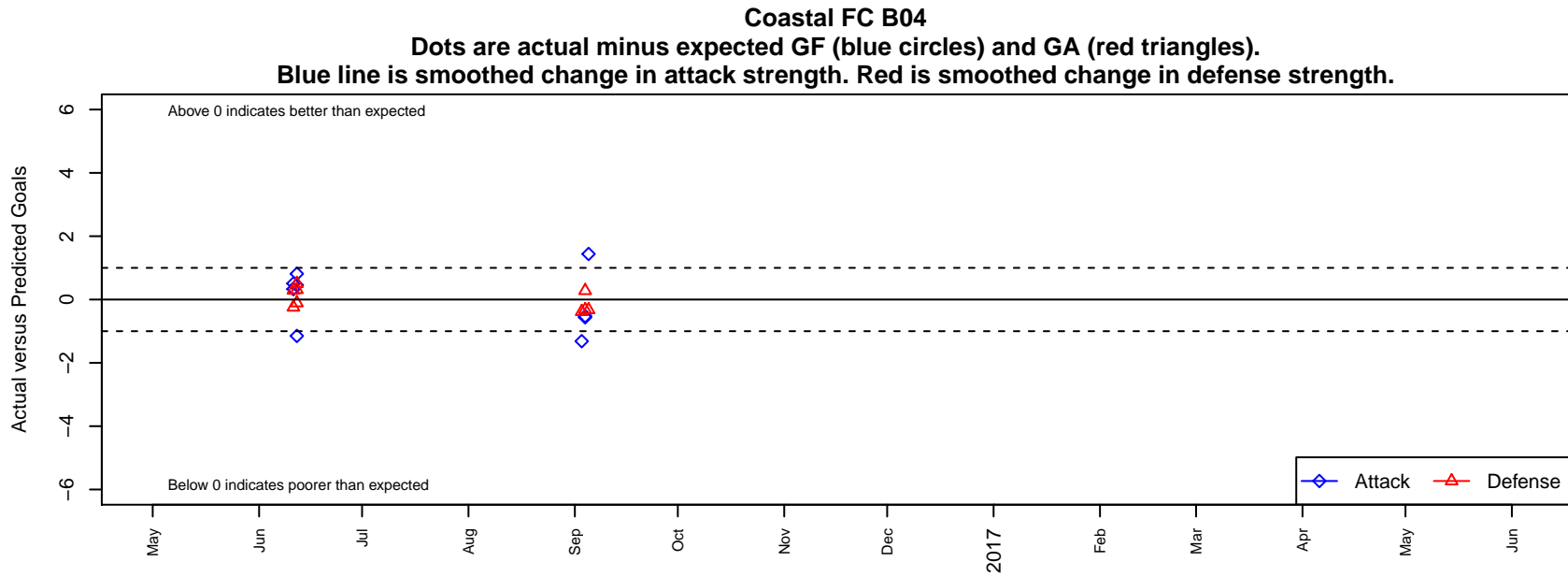


Coastal FC B04

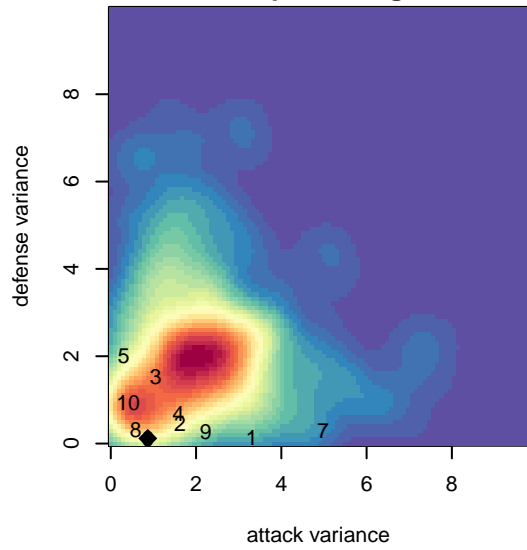
Coastal FC
Surrey, BC
B04 total strength=1253
attack=5.36 defense=4.33
notes= Roberts 2016

alt names used:
Coastal FC – Roberts
COASTAL FC 04M (CND)

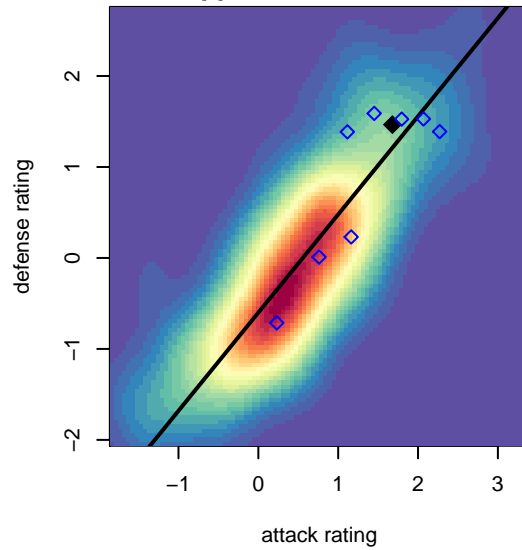
Venues played:
2016 Starfire Spring Classic BU13 Gold
2016 SX Cup U13 Premier – Tier 1 U13



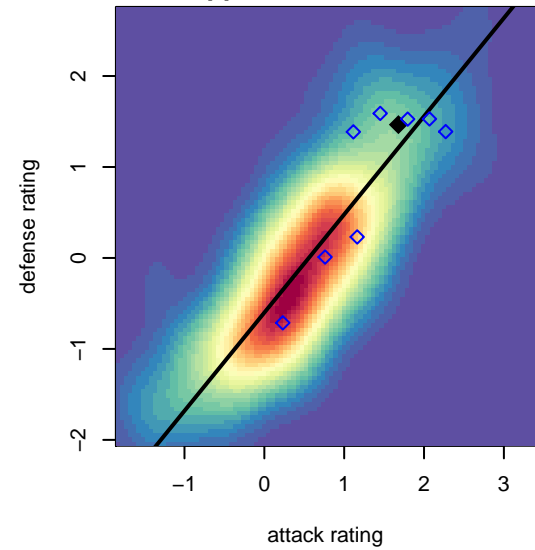
**attack and defense variance (black dot)
relative to other teams
and top 10 in region**



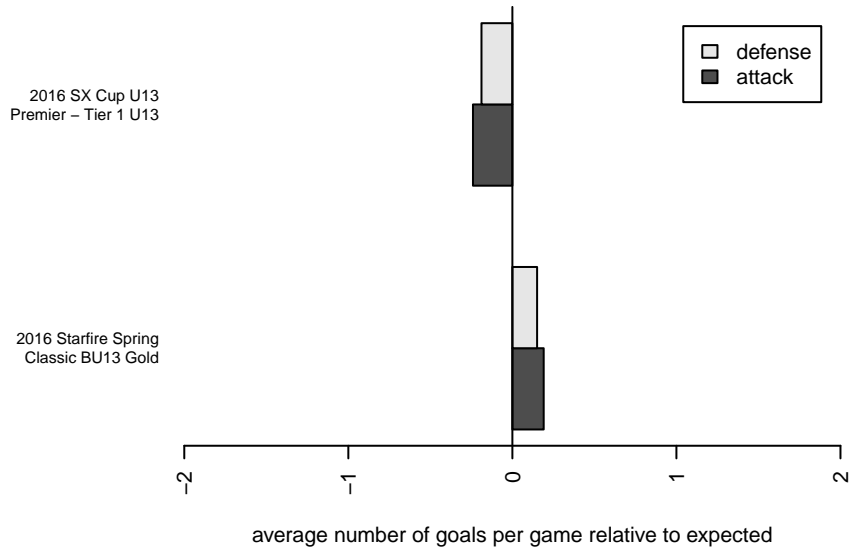
**attack and defense rating
relative to others at age
and all opponents in last 13 months**



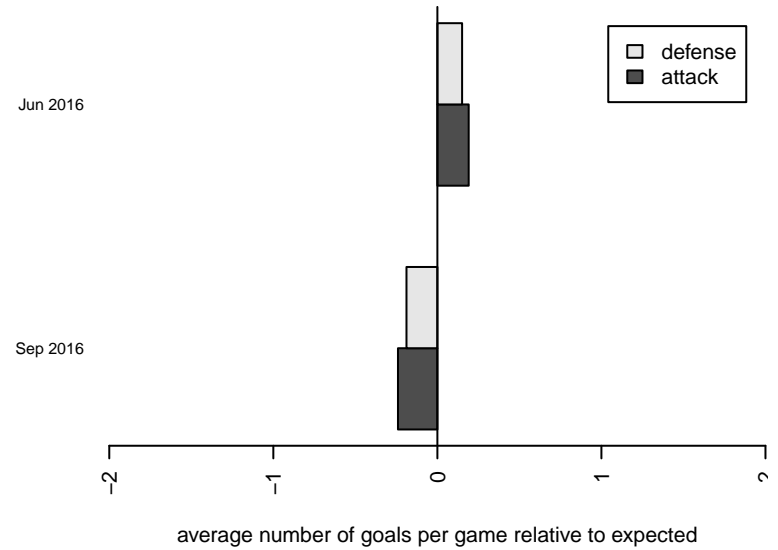
**attack and defense rating
relative to others at age
and all opponents in last 13 months**



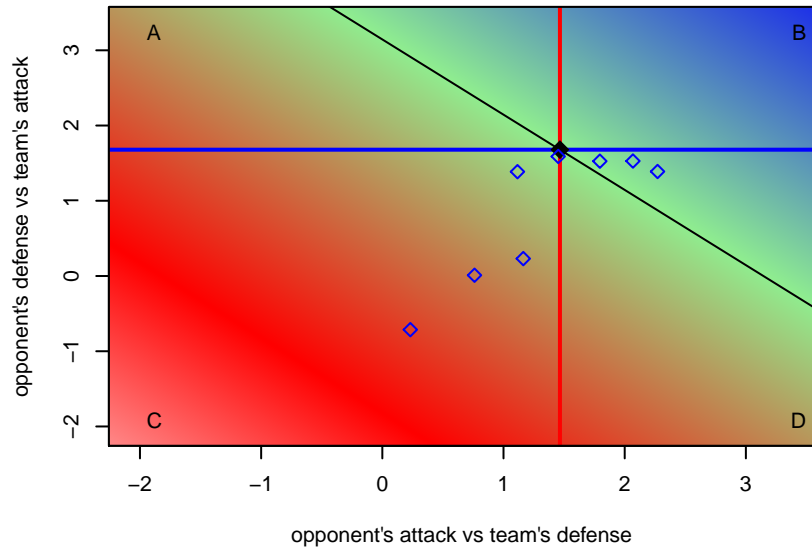
Performance relative to 13 month average



Performance relative to 13 month average



Distribution of opponents
 Red = Lose zone, Blue = Win zone, Green = Even
 Black line separates win/lose zones



lot. A=Neither has attack advantage, B=Opponent has both attack and defense advantage, C=Opponent has both attack and defense disadvantage, D=Both have

date	home		away		venue	pred.home	pred.away
2016-09-05	Thompson Okanagan FC B04	1	Coastal FC B04	3	2016 SX Cup U13 Premier – Tier 1 U13	0.67	1.56
2016-09-04	Thompson Okanagan FC B04	1	Coastal FC B04	1	2016 SX Cup U13 Premier – Tier 1 U13	0.67	1.56
2016-09-04	Coastal FC B04	1	Calgary Blizzard Arsenal B04	2	2016 SX Cup U13 Premier – Tier 1 U13	1.52	2.28
2016-09-03	Coastal FC B04	0	Mountain United B04	2	2016 SX Cup U13 Premier – Tier 1 U13	1.32	1.62
2016-06-12	BIFC Blue B04	0	Coastal FC B04	5	2016 Starfire Spring Classic BU13 Gold	0.50	4.54
2016-06-12	Coquitlam Metro Ford –Unk B04	1	Coastal FC B04	2	2016 Starfire Spring Classic BU13 Gold	0.89	1.19
2016-06-12	Surrey United B04	1	Coastal FC B04	0	2016 Starfire Spring Classic BU13 Gold	1.31	1.15
2016-06-11	Coastal FC B04	5	FC Edmonds Force B04	1	2016 Starfire Spring Classic BU13 Gold	4.49	0.76
2016-06-11	LWPFC White Sharks B04	0	Coastal FC B04	11	2016 Starfire Spring Classic BU13 Gold	0.29	10.67